



# 4HQ and the Slogans

1. Stick the Charka cartoons on the wall, and/or hand out a copy to everyone/and or project it on a screen.
2. Help people notice that each of the characters has a Star of David for a head. (They are meant to be genderless...)
3. Which character are you most drawn to? Share with the group.
4. Number each image from 1 thru 7, when 7 is the image that most reminds you of Israel, and 1 is the image that least recalls Israel. Share with the group.
5. If you were to have to divide up these seven images into 4 groups expressing four common ideas, how would you divide them up? How do you explain the groupings you have chosen?
6. Stick up the four images, and give [the explanation](#) for the groupings.


7. Throw out a collection of election stickers and slogans with their translations attached.

## Securing the Jewish Future for Generations





8. The task is to place each slogan in the column underneath the appropriate image, and explain why.
9. Depending on the nature of your group, you can either insist on choosing only one image/column, or you can allow for people to place the slogans overlapping between image/columns.

### Two options:

You can either negotiate as a group as to the best positioning of each slogan, or you can vote on the placements. The voting can even be a competition, with different players earning points per vote!

### Preparation required:

- Print out the sheet with all the images
- Print out the four grouped images
- Gather election slogans, translate them, and print them out
- Make sure you have a clear wall!
- Make sure you have the permission to stick things on the wall – and equip yourself with the appropriate substances (Sellotape? Glue? Blu tak?)



ع. س. ق.